




# Kindergarten Math Starter Pack



**24 Worksheets • 3 Quizzes • Answer Key**

*Numbers • Counting • Shapes • Patterns • Add & Subtract*

[worksheetgalaxy.com](http://worksheetgalaxy.com)



# Numbers 1 and 2

Trace the number. Count the pictures. Color them in!

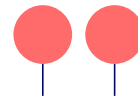
Trace each number 3 times.

1 1 1



Count: 1

2 2 2



Count: 2

# Numbers 3 and 4

Trace the number. Count the pictures. Color them in!


Trace each number 3 times.

3 3 3



Count: 3

4 4 4



Count: 4

# Numbers 5 and 6

Trace the number. Count the pictures. Color them in!


Trace each number 3 times.

5 5 5



Count: 5

6 6 6



Count: 6

# Numbers 7 and 8

Trace the number. Count the pictures. Color them in!

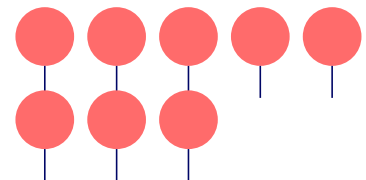
Trace each number 3 times.

7 7 7



Count: 7

8 8 8




Count: 8

# Numbers 9 and 10


Trace the number. Count the pictures. Color them in!

Trace each number 3 times.

9 9 9

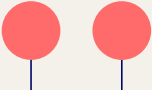


10 10 10




# Count and Write

Count the pictures. Write the number in the box.



Two red balloons are shown. Below them is a square box for writing the number.

Write here




Three red apples are shown. Below them is a square box for writing the number.

Write here




Five yellow stars are shown: four in a row and one below them. Below them is a square box for writing the number.

Write here




Six red hearts are shown: four in a row and two below them. Below them is a square box for writing the number.

Write here



Four purple flowers are shown in a row. Below them is a square box for writing the number.

Write here



Seven teal fish are shown: four in a row and three below them. Below them is a square box for writing the number.

Write here

# Numbers 11 to 15

Trace each number. Say it out loud!

**11** eleven

11

11

11

11

**12** twelve

12

12

12

12

**13** thirteen

13

13

13

13

**14** fourteen

14

14

14

14

**15** fifteen

15

15

15

15

# Numbers 16 to 20

Trace each number. Say it out loud!

**16** sixteen

16

16

16

16

**17** seventeen

17

17

17

17

**18** eighteen

18

18

18

18

**19** nineteen

19

19

19

19

**20** twenty

20

20

20

20

# Numbers & Counting Quiz

Name: \_\_\_\_\_

Score: \_\_\_\_ / \_\_\_\_


1. Count the apples. Circle the right number.



2. Count the stars. Write the number in the box.



3. Draw a line to match the number with the right group.




4. Fill in the missing numbers.




# Meet the Shapes

Trace each shape. Say its name!

## Circle



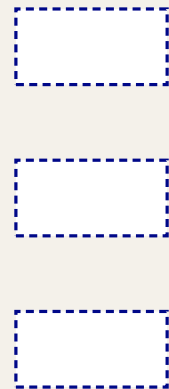

## Square



## Triangle

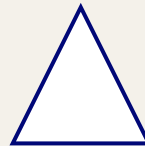




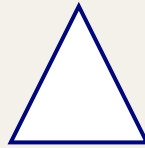


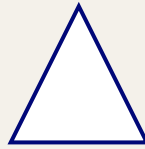
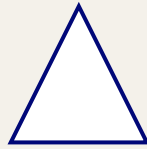



## Rectangle



# Find and Count Shapes

Color circles RED. Squares BLUE. Triangles YELLOW.



Count and write how many of each shape:



Circles

\_\_\_\_\_



Squares

\_\_\_\_\_

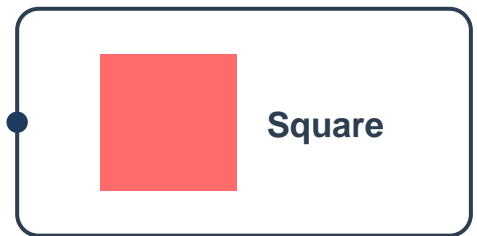
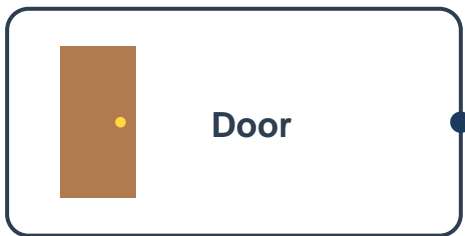
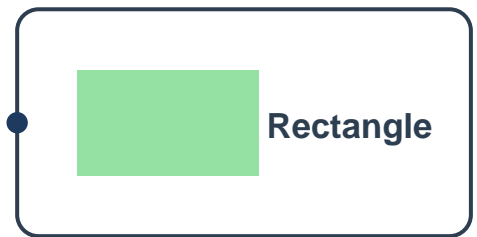
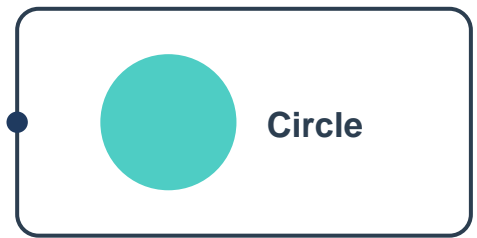
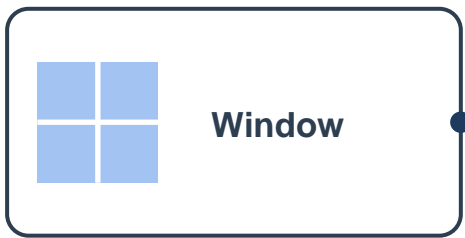




Triangles

\_\_\_\_\_

# Shapes in Real Life

Match each real-life thing to its shape.



# Finish the Pattern

Look at the pattern. Draw what comes next.



# Color the Pattern

Color the boxes to finish each pattern.

Pattern 1:



Pattern 2:



Pattern 3:



Color key:  Red

 Blue

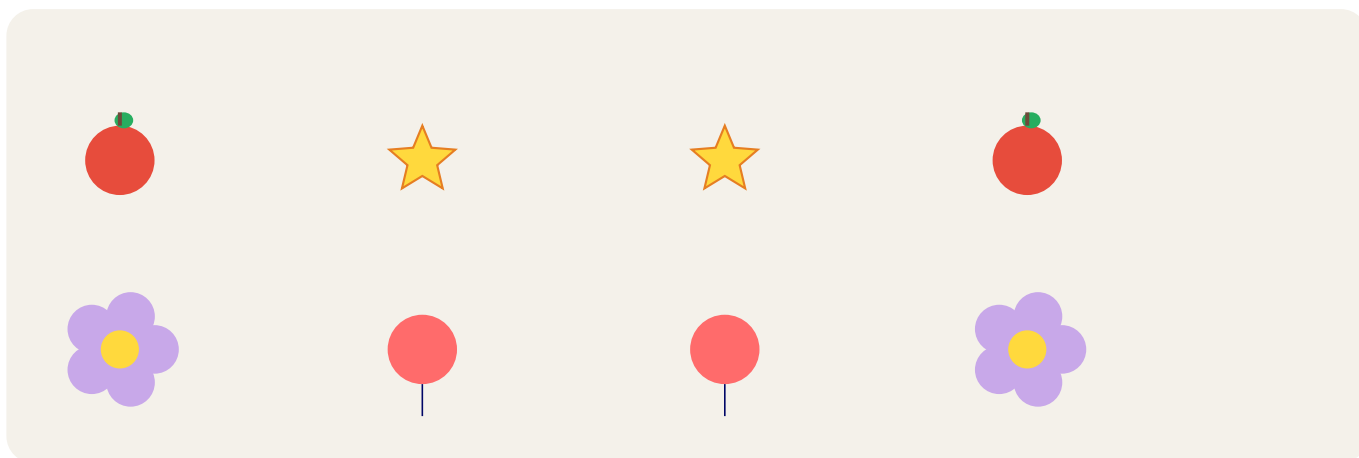
 Yellow

 Green

 Pink

# Sort the Pictures

*Draw each picture in the correct group.*



**Things in the Sky**

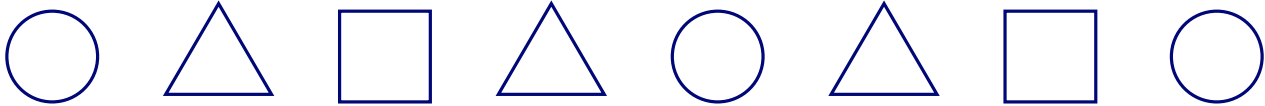
**Things on the Ground**

# Shapes & Patterns Quiz

Name: \_\_\_\_\_

Score: \_\_\_\_ / \_\_\_\_

1. Circle all the triangles.



2. Count each shape and write the number.

Circles \_\_\_\_

Squares \_\_\_\_

Triangles \_\_\_\_

3. What comes next? Circle the answer.




Choices:

4. Color the next 2 boxes to finish the pattern.



# Add the Pictures


Count both groups. Add them together.



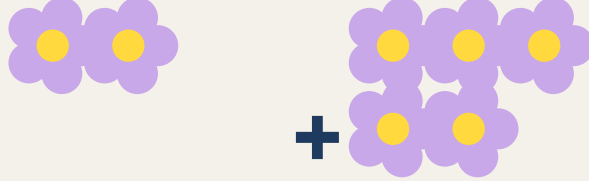
$2 + 3 = \square$



$1 + 4 = \square$



$3 + 3 = \square$



$2 + 5 = \square$

## Solve the Addition

Use your fingers or count to find each answer.

$1 + 1 = \square$

$2 + 1 = \square$

$1 + 2 = \square$

$2 + 2 = \square$

$3 + 1 = \square$

$1 + 3 = \square$

$3 + 2 = \square$

$2 + 3 = \square$

$4 + 1 = \square$

$1 + 4 = \square$

$0 + 5 = \square$

$5 + 0 = \square$

# Add Up to 10

Find the sum. Color a star when you finish each row!

$2 + 4 = \square$

$3 + 5 = \square$

$1 + 6 = \square$  ★

$4 + 4 = \square$

$5 + 3 = \square$

$2 + 7 = \square$  ★

$6 + 2 = \square$

$3 + 4 = \square$

$1 + 8 = \square$  ★

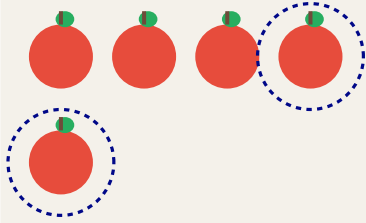
$7 + 1 = \square$

$4 + 5 = \square$

$2 + 6 = \square$  ★

# Take Away!

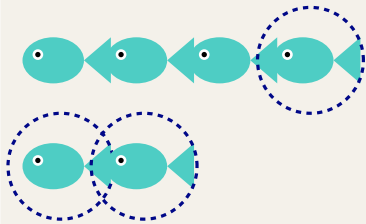
Cross out the marked pictures. Count what is left!




$5 - 2 =$



$4 - 1 =$



$6 - 3 =$



$5 - 3 =$

# Solve the Subtraction

Use the number line or your fingers!



$5 - 1 = \square$

$4 - 2 = \square$

$5 - 3 = \square$

$3 - 1 = \square$

$5 - 2 = \square$

$4 - 1 = \square$

$5 - 4 = \square$

$3 - 2 = \square$

$4 - 3 = \square$

$5 - 5 = \square$

$2 - 1 = \square$

$3 - 3 = \square$

## Subtract Up to 10

Find the difference for each problem.

$8 - 3 = \square$

$9 - 4 = \square$

$7 - 2 = \square$

$10 - 5 = \square$

$6 - 1 = \square$

$8 - 5 = \square$

$9 - 6 = \square$

$7 - 4 = \square$

$10 - 3 = \square$

$8 - 2 = \square$

$9 - 7 = \square$

$10 - 8 = \square$

# More or Less?


Circle the group that has MORE.



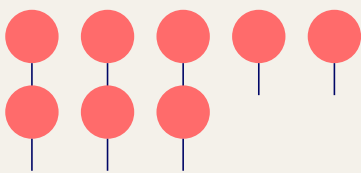

VS



VS



VS



VS



## Which is Bigger?

Color the box with the *BIGGER* number.

2

&

5

7

&

4

3

&

8

9

&

6

1

&

4

10

&

7

5

&

3

6

&

9

# Addition & Subtraction Quiz

Name: \_\_\_\_\_

Score: \_\_\_\_ / \_\_\_\_

## 1. Solve the addition problems.

$2 + 3 =$

$4 + 1 =$

$3 + 4 =$

$5 + 2 =$

$1 + 6 =$

$3 + 3 =$

## 2. Solve the subtraction problems.

$5 - 2 =$

$7 - 3 =$

$6 - 1 =$

$8 - 4 =$

$9 - 5 =$

$10 - 6 =$

## 3. Sam has 3 apples. Mom gives him 2 more. How many apples now?



+



=

3

5

8

6

4

7

9

2

# Answer Key — For Parents & Teachers

## Pages 1-5: Trace & Count Numbers 1-10

---

Children trace each number. Counted picture totals match the number shown.

Page 1: 1 and 2 • Page 2: 3 and 4 • Page 3: 5 and 6

Page 4: 7 and 8 • Page 5: 9 and 10

## Page 6: Count and Write

---

Answers depend on the shuffled order, but the totals shown are:

**Apples: 3 • Stars: 5 • Balloons: 2**

**Fish: 7 • Flowers: 4 • Hearts: 6**

## Pages 7-8: Trace Numbers 11-20

---

Children trace numbers 11 through 20. No written answers required.

## Quiz 1 — Numbers & Counting (Page 9)

---

1. Circle the number 4 (there are 4 apples).
2. Write 7 in the box (7 stars).
3. Match: 3 → 3 balloons • 5 → 5 flowers • 2 → 2 fish
4. Missing numbers: 2, 5, 7, 10 → full row reads 1, 2, 3, 4, 5, 6, 7, 8, 9, 10

## Page 10: Meet the Shapes

---

Children trace circle, square, triangle, and rectangle. No written answer.

## Page 11: Find and Count Shapes

---

**Circles: 6 • Squares: 5 • Triangles: 4**

## Page 12: Shapes in Real Life

---

Sun → Circle • Window → Square • Pizza slice → Triangle • Door → Rectangle

## Page 13: Finish the AB Pattern

---

Row 1: apple • Row 2: circle • Row 3: heart • Row 4: triangle

# Answer Key — For Parents & Teachers

## Page 14: Color the Pattern

---

Pattern 1 (red, blue, yellow...): next 3 = red, blue, yellow

Pattern 2 (green, pink...): next 3 = green, pink, green

Pattern 3 (blue, blue, red...): next 3 = blue, blue, red

## Page 15: Sort & Group

---

Things in the Sky: stars, balloons

Things on the Ground: flowers, apples

## Quiz 2 — Shapes & Patterns (Page 16)

---

1. Circle all 3 triangles in the row.

2. Circles: 4 • Squares: 3 • Triangles: 5

3. Next in pattern: STAR (apple, star, apple, star... → star)

4. Next 2 boxes: red, blue (continuing red-blue pattern)

## Page 17: Add the Pictures

---

$2 + 3 = 5$  •  $1 + 4 = 5$  •  $3 + 3 = 6$  •  $2 + 5 = 7$

## Page 18: Add to 5

---

$1 + 1 = 2$  •  $2 + 1 = 3$  •  $1 + 2 = 3$  •  $2 + 2 = 4$

$3 + 1 = 4$  •  $1 + 3 = 4$  •  $3 + 2 = 5$  •  $2 + 3 = 5$

$4 + 1 = 5$  •  $1 + 4 = 5$  •  $0 + 5 = 5$  •  $5 + 0 = 5$

## Page 19: Add to 10

---

$2 + 4 = 6$  •  $3 + 5 = 8$  •  $1 + 6 = 7$  •  $4 + 4 = 8$

$5 + 3 = 8$  •  $2 + 7 = 9$  •  $6 + 2 = 8$  •  $3 + 4 = 7$

$1 + 8 = 9$  •  $7 + 1 = 8$  •  $4 + 5 = 9$  •  $2 + 6 = 8$

## Page 20: Take Away (Subtraction with Pictures)

---

$5 - 2 = 3$  •  $4 - 1 = 3$  •  $6 - 3 = 3$  •  $5 - 3 = 2$

## Page 21: Subtract within 5

---

$5 - 1 = 4$  •  $4 - 2 = 2$  •  $5 - 3 = 2$  •  $3 - 1 = 2$

$5 - 2 = 3$  •  $4 - 1 = 3$  •  $5 - 4 = 1$  •  $3 - 2 = 1$

$4 - 3 = 1$  •  $5 - 5 = 0$  •  $2 - 1 = 1$  •  $3 - 3 = 0$

# Answer Key — For Parents & Teachers

## Page 22: Subtract within 10

---

8-3=5 • 9-4=5 • 7-2=5 • 10-5=5  
6-1=5 • 8-5=3 • 9-6=3 • 7-4=3  
10-3=7 • 8-2=6 • 9-7=2 • 10-8=2

## Page 23: More or Less? (Circle the bigger group)

---

Apples: 5 has more (3 vs 5) • Stars: 6 has more (6 vs 2)  
Flowers: 7 has more (4 vs 7) • Balloons: 8 has more (8 vs 5)

## Page 24: Which is Bigger?

---

2 & 5 → 5 • 7 & 4 → 7 • 3 & 8 → 8 • 9 & 6 → 9  
1 & 4 → 4 • 10 & 7 → 10 • 5 & 3 → 5 • 6 & 9 → 9

## Quiz 3 — Addition & Subtraction (Page 25)

---

### 1. Addition

2+3=5 • 4+1=5 • 3+4=7 • 5+2=7 • 1+6=7 • 3+3=6

### 2. Subtraction

5-2=3 • 7-3=4 • 6-1=5 • 8-4=4 • 9-5=4 • 10-6=4

3. Sam's apples: 3 + 2 = 5 apples

4. Bigger numbers: 5, 8, 7, 9

## Tips for Parents & Teachers

---

- Let children use fingers, blocks, or buttons as counters.
- Praise effort over correctness — confidence builds skill.
- One worksheet per day is plenty for ages 4–6.
- Repeat pages: re-doing a sheet a week later builds memory.
- For more free packs, visit [worksheetgalaxy.com](https://www.worksheetgalaxy.com)

**Thank you for downloading!**

Find more free worksheets at  
[worksheetgalaxy.com](https://www.worksheetgalaxy.com)